

**KHSAA TITLE IX
ANNUAL REPORT SUBMISSION
STATUS REPORT
2008-2009**

KHSAA
Form T65
Revised 4/09

TO: KHSAA Member School Superintendents, Principals, and Athletic Directors

FROM: Brigid L. DeVries, Commissioner
Darren Bilberry, Assistant Commissioner

DATE: May 19, 2009

School	Owsley County	Reviewed by	Gary W. Lawson
--------	---------------	-------------	----------------

The following is a status report regarding the required 2008 - 2009 Title IX Annual Report submission of forms due into the KHSAA office by April 15, 2009. Appropriate KHSAA Audit Team personnel have reviewed these forms and the following is a summary of this review.

I. Checklist of Forms properly submitted in a satisfactory manner:

X	GE 19 (Annual Verification)	X	T-35 (Budget Expenses)
X	T-1 (Summary Program Chart 1)	X	T-36 (Budget Expenses)
X	T-2 (Summary Program Chart 2)	X	T-41 (Checklist – Overall Interscholastic Program)
X	T-3 (Summary Program Chart 3)	X	T-60 (Corrective Action Plan)
X	T-4 (Summary Program Chart 4)	X	T-63 (Interscholastic Survey Results)

II. Status

A.	X	2008 – 2009 Forms are satisfactory and no further information or action is necessary at this time.
B.		Errors have been noted with respect to the following forms:
C.		The following forms were omitted and must be submitted by school representatives:
D.	X	<p>According to the 2008-2009 data, the school appears to be meeting the standards established in:</p> <p><input checked="" type="checkbox"/> Test 1 (Athletic participation is proportionate to enrollment)</p> <p><input type="checkbox"/> Test 2 (History and continuing practice of program expansion)</p> <p><input checked="" type="checkbox"/> Test 3 (Full and effective accommodation of interests and abilities)</p>
E.	X	<p>Other Recommendation and Comments: According to calculations submitted, the school is likely meeting the standard established in Test 1 for the provision of athletic opportunities. Since the school has a documented plan to address the indicated interest in girls tennis and girls soccer, it is also likely that the standard established in Test 3 is being met. In the area of benefits, total athletic spending appears to be well within acceptable parameters. Thanks for the continued efforts in relation to this project.</p>



**KENTUCKY HIGH SCHOOL ATHLETIC ASSOCIATION
2008-2009 ANNUAL VERIFICATION OF TITLE IX PROCEDURES**

KHSAA Form GE19
F:Forms/GE19
Rev. 12/08

(To be submitted by April 15, 2009 along with other required forms)

The Owsley County High School, Booneville, Kentucky
(Name of High School) (City)

certifies to the Kentucky High School Athletic Association that the following is an accurate and true representation of the facts surrounding compliance with 20 U.S.C. Sections 1681-1688, et. Seq. (also known as Title IX)

I certify the following provisions in accordance with records at the school contained in the permanent Title IX file, at least one copy of which must be maintained in the Principal's office, and to the best of my knowledge have completed the following tasks.

Established a gender equity committee at the high school. **(List committee personnel and provide attachment if necessary)**

Name	Address	Phone	Title (Supt., Principal, Student, Parent, Coach, Etc.)	
Melinda Turner	Route 3, Box 340	Booneville, KY 41314	606 593 6363	Superintendent
Paul Green	Route 3, Box 1013	Booneville, KY 41314	606 593 5185	Principal
Teresa Barrett	Route 3, Box 340	Booneville, KY 41314	606 593 6363	Co-Athletic Director
Chad Mason	Route 3, Box 340	Booneville, KY 41314	606 593 6363	Co-Athletic Director
Charlie Davidson	Route 3, Box 1013	Booneville, KY 41314	606 593 5185	Boys Basketball Coach
Jamie Brunk	P.O. Box 100	Booneville, KY 41314	606 593 6126	Track Coach
James Cornett	Route 3, Box 1013	Booneville, KY 41314	606 593 5185	Cross Country Coach
Micki Brandenburg	Route 3, Box 3	Booneville, KY 41314	606 593 5186	Cheer Coach
Fannie Couch	Route 3, Box 340	Booneville, KY 41314	606 593 6363	Board Member
Dominic Johnson	Route 2, Box 121A	Booneville, KY 41314	606 593 7478	Student Athlete
Monique Thatcher	HC 88 Box 105	Booneville, KY 41314	606 593 7459	Student Athlete
Shawnda Mason	Route 3, Box 3	Booneville, KY 41314	606 593 5186	Softball Coach

Scheduled a minimum of three meetings during the 2008-2009 school year on the following dates:

February 10, 2009
March 10, 2009
April 9, 2009

Designated the following person(s) as the Title IX coordinator for the school:


Name	Title	Address	Phone
Paul Green	Principal	Route 3 Box 1013, Booneville, KY 41314	606 503 5185

Designated the following person(s) as the Title IX coordinator for the district:


Name	Title	Address	Phone
Melinda Turner	Superintendent	Route 3, Box 340 Booneville, KY 41314	606 593 6363


School personnel are continuing to make periodic reviews of the boys' and girls' athletics program reflected in the Corrective Action Plan.

In addition to the above information, the above referenced school maintains a complete permanent file relative to Title IX records including copies of the self-assessment audit, all corrective action plans, and other related materials.


Principal's Signature

April 13, 2009
Date


Superintendent Signature


School Board Chairpersons' Signature

(Send original copy to KHSAA - Maintain duplicate in Title IX school folder)



**2008-2009
ACCOMMODATION OF INTERESTS AND ABILITIES
SUMMARY PROGRAM CHART T-1**

KHSAA
Form T1
F:Forms/T1
Rev. 10/08

Participation Opportunities Test One

		(Column 1)	(Column 2)	(Column 3)	(Column 4)
	Program	Enrollment	Percentage of Total Enrollment	Number of Interscholastic Participants (double and triple count)	Percentage of Total Participation
Row 1	GIRLS	168	53%	147	50%
Row 2	BOYS	149	47%	147	50%
Row 3	Totals	317	100%	294	100%

Instructions:

*Number of 8th grade students & below used in Column 3 and Column 4 calculations: 79

- Determine the total number of girls enrolled, (place in Row 1, Column 1). Determine the total number of boys enrolled, (place in Row 2, Column 1).
- Add the total number of girls and boys enrolled to determine total enrollment, (place in Row 3, Column 1).
- Calculate the percentage of total enrollment that is female. (Divide Row 1, Column 1 by Row 3, Column 1 and place in Row 1, Column 2.) Calculate the percentage of total enrollment that is male. (Divide Row 2, Column 1 by Row 3, Column 1 and place in Row 2, Column 2.) Note: Row 1, Column 2 plus Row 2, Column 2 should total 100%.
- Ask coaches to confirm the names of those individuals who are on the team as of the first **date of regular season competition**, and cross out the names of those who were cut from the team or quit the team prior to the first regular season competitive event. Determine the total number of interscholastic athletics participants that are girls, (and place in Row 1, Column 3). In order to determine the total number of athletics participants, an individual should be counted each time he or she participates on a team. For example, if Jane Doe competes on the varsity volleyball team, the junior varsity volleyball team, the junior varsity basketball team, and the varsity softball team, she should be counted as four participants (**do not include club or intramural sports participants, cheerleaders, dance teams, or pom squads**). Calculate the same way for boys and girls. * In addition, should 8th grade students and below play on a Freshman, Junior Varsity, or Varsity team, they should also be counted for each team and sport on which they participate. If applicable, please asterisk in the above notation as to how many 8th grade students & below are included in the totals.
Using the same procedure, determine the total number of interscholastic athletic participants that are boys, (and place in Row 2, Column 3). Add Row 1, Column 3 plus Row 2, Column 3 to get total participants and place in Row 3, Column 3.
- Calculate the percentage of female participation. (Row 1, Column 3 divided by Row 3, Column 3 and place in Row 1, Column 4.) Calculate the percentage of male participation. (Row 2, Column 3 divided by Row 3, Column 3 and place in Row 2, Column 4.) Note: Row 1, Column 4 plus Row 2, Column 4 should total 100%.

Note: While being within three percent is not a formal compliance standard; if the percent listed in Row 1, Column 4 is within 3% of Row 1, Column 2, then it provides a good target within which compliance is likely.

Principal's Signature:  Date: 4/13/09

2008-2009
ACCOMMODATION OF INTERESTS AND ABILITIES
SUMMARY PROGRAM CHART T-2

KHSAA
 Form T2
 Rev. 12/08

Participation Opportunities Test Two

		Column 1	Column 2	Column 3	Column 4	Column 5
Program		Number of Teams Currently Offered	Number of Participants	Number of Teams Added Since the beginning of the 2004-2005 School Year	Number of participants for the 2008-09 school year who are playing on teams added since the 2004-05 school year	Percent of Total Participation By Sex Added Since the beginning of the 2004-2005 School Year
GIRLS	Row 1	varsity:	7	69	0	0
	Row 2	j.v.:	5	47	0	0
	Row 3	frosh:	5	31	0	0
	Row 4	total:	17	147	0	0
BOYS	Row 5	varsity:	7	66	0	0
	Row 6	j.v.:	5	46	0	0
	Row 7	frosh:	5	35	0	0
	Row 8	total:	17	147	0	0

- 1) For Column 1, list the number of interscholastic teams offered for girls and boys at each competitive level (varsity, junior varsity, and freshman). For girls, total each of the entries in Rows 1, 2, and 3 into Row 4. For boys, total Rows 5, 6, and 7 into Row 8.
- 2) For Column 2, list the number of participants at each level. For girls, total each of the entries in Rows 1, 2, and 3 into Row 4. For boys, total Rows 5, 6, and 7 into Row 8. **Note:** The totals in Row 4 for girls and in Row 8 for boys must be the same as the totals in Form T-1, Column 3, Rows 1 and 2 respectively.
- 3) For Column 3, list the number of interscholastic teams that have been added in the last five years at each competitive level. Count each team added during the 5 year period only one time. e.g. Girl's junior varsity soccer was added 3 years ago, count the team only once, not 3 times. For girls, total the entries in Rows 1, 2, and 3 into Row 4. For boys, total Rows 5, 6, and 7 into Row 8.
- 4) For Column 4, list the number of participants that are **currently** on each level of the teams that were added in the last five years. If a team was added previously but no longer exists, there are no current participants to be added for that team. For girls, total the entries in Rows 1, 2, and 3 into Row 4. For boys, total Rows 5, 6, and 7 into Row 8.
- 5) For Column 5, calculate the percentage of participants that have been added in the last five years. For girls, take the number in Column 4, Row 4 and divide by the number in Column 2, Row 4. For boys, take the number in Column 4, Row 8 and divide it by the number in Column 2, Row 8.

Note: If the percentage of current participants added in the last five years is 25% or greater, compliance with Test Two may be possible. If less than 25%, then compliance with Test Three should be analyzed. **CAUTION:** 25% is not a formal compliance standard.

Principal's Signature: _____ Date: 4/13/09

2008-2009
ACCOMMODATION OF INTERESTS AND ABILITIES
SUMMARY PROGRAM CHART T-3

KHSAA
 Form T3
 Rev. 12/08

Participation Opportunities Test Three


FOR ANY QUESTION ANSWERED "YES" IDENTIFY THE RESPECTIVE SPORT(S).

	GIRLS (Yes / No)	BOYS (Yes / No)
1. For a sport <u>not</u> currently offered in your interscholastic athletics program, is there sufficient interest to form a viable interscholastic team based on participation on an <u>intramural team</u> .	No	No
2 For a sport <u>not</u> currently offered, is there sufficient interest, based on the responses to your most recent Student Interest Survey, to form a viable <u>interscholastic team</u> for a sport not currently offered. If yes, what sport?	Yes Tennis & Swimming	Yes Football
3. For a sport currently offered at the junior varsity or freshman level is there sufficient interest, based on your most recent Student Interest Survey, to form a <u>varsity team</u> not currently offered?	No	No
4. For a sport currently offered at the varsity level only, is there sufficient interest, based on your most recent Student Interest Survey, to form a viable team for a <u>junior varsity or freshman team</u> that is not currently offered?	No	No
5. If you answered YES to question (1), (2), (3), or (4), are there enough high schools in the geographic area offering the sport (at the appropriate level) to allow for the development of a reasonable schedule of competition?	No	Yes

Plans to Address Interest:

Due to financial restraints of our small district, football is not a possibility at the present time. The same goes for swimming and diving. New facilities would have to be constructed for both sports. However, we do have a tennis court. It is not regulation size but school officials are exploring the possibility of correcting this situation. We do have a new soccer field under construction and should be able to offer varsity soccer by the year 2009-2010.

Principal's Signature



Date: 4/13/09



2008-2009
ACCOMODATION OF INTERESTS AND ABILITIES
SUMMARY PROGRAM CHART T-4

KHSAA
 Form T4
 F:Forms/T4
 Rev.12/08

Levels of Competition Test One

		Column 1	Column 2	Column 3
Girls	Team Levels	Number of Teams Currently Offered	Number of Participants	Percentage of Participants at Each Level
Row 1	varsity:	6	69	47%
Row 2	j.v.:	5	47	32%
Row 3	frosh:	3	31	21%
Row 4	total:		147	100%
Boys				
Row 5	varsity:	6	66	45%
Row 6	j.v.:	5	46	31%
Row 7	frosh:	3	35	24%
Row 8	total:		147	100%

- 1) Column 1, list the number of interscholastic teams offered for girls and boys at each competitive level; varsity, junior varsity, and freshman. (Refer to Form T-2, Accommodation of Interests and Abilities, Summary Program Chart 2, Column 1.)
- 2) For Column 2, list the number of participants at each level. For girls, total the entries in Rows 1, 2, and 3 into Row 4. For boys, total the entries in Rows 5, 6, and 7 into Row 8. (Refer to Form T-2, Accommodation of Interests and Abilities, Summary Program Chart 2, Column 2.)
- 3) For Column 3, calculate the percentage of female and male participants at each level.
 For girls' varsity, junior varsity, and frosh, respectively:
 - Divide Column 2, Row 1 by Column 2, Row 4, and place the percentage in Column 3, Row 1
 - Divide Column 2, Row 2 by Column 2, Row 4, and place the percentage in Column 3, Row 2.
 - Divide Column 2, Row 3 by Column 2, Row 4, and place the percentage in Column 3, Row 3.
 -
 For boys' varsity, junior varsity, and frosh, respectively:
 - Divide Column 2, Row 5 by Column 2, Row 8, and place the percentage in Column 3, Row 5.
 - Divide Column 2, Row 6 by Column 2, Row 8, and place the percentage in Column 3, Row 6.
 - Divide Column 2, Row 7 by Column 2, Row 8, and place the percentage in Column 3, Row 7.

Principal's Signature: _____ **Date:** 4/13/09

2008-2009 KHSAA TITLE IX ATHLETICS AUDIT

KHSAA
Form T41
Rev. 12/08

Checklist - Overall Interscholastic Athletics Program

DIRECTIONS:

For the Areas of Compliance (Opportunities and Benefits) listed on the left hand side of the page, place a checkmark under the appropriate column identifying whether your school provided an advantage to the Girls' Program, or to the Boys' Program or to Neither Program. A review of T-35 and T-36 spending patterns might be helpful in completing this form.

Areas of Compliance:	ADVANTAGE TO:		
	GIRLS' PROGRAM	BOYS' PROGRAM	NEITHER PROGRAM
OPPORTUNITIES			
Accommodation of Interest and Abilities			X
BENEFITS			
Equipment and Supplies			X
Scheduling of Games and Practice Time			X
Travel and Per Diem Allowances			X
Coaching			X
Locker Rooms, Practice and Competitive Facilities			X
Medical and Training Facilities and Services			X
Publicity			X
Support Services			X
Athletic Scholarships			X
Tutoring			X
Any meals provided for home			X

If an advantage is shown, corrective action should be shown on T-60 (Corrective Action Plan).

Principal's Signature: _____

Date: 4/13/09



**KHSAA TITLE IX RE-VISIT
VERIFICATION OF FORMS
2008-2009 SCHOOL YEAR**

The

Owsley County
High School

Booneville
City

, Kentucky

certifies to the KHSAA that the following is an accurate and true representation of the facts surrounding compliance with 20 V.S.C. Sections 1681-1688, it. Seq. (also known as Title IX).

The following persons are to be identified:



School District Title IX Coordinator:

Name	Teresa Barrett and Chad Mason
Professional Title	District Athletic Director(s)
Phone Number	(606) 593-6363
Address	Route 3, Box 340 Booneville, KY 41314

School Title IX Coordinator:

Name	Paul Green
Professional Title	Principal
Phone Number	(606) 593 5185
Address	Route 3, Box 1013 Booneville, KY 41314

The following signatures verify the authenticity of the documents included:

	SIGNATURE	DATE
Principal		4/13/09
School Title IX Coordinator		4/13/09
Superintendent	Melinda S. June	4/13/09
District Title IX Coordinator	Teresa Barrett	4/13/09
School Board Chairperson	Diana C. Cross	4/13/09



**KHSAA TITLE IX RE-VISIT
VERIFICATION OF FORMS
2008-2009 SCHOOL YEAR**

School Name: Owsley County High School

Gender Equity Review Committee Members:

MEMBER NAME	TITLE	SIGNATURE	DATE	(✓)*
Dominic Johnson	Student Athlete	Dominic Johnson	4/9/09	✓
Pamela Sandlin	Parent	Pamela Sandlin	4/9/09	✓
Micki Brandenburg	Cheer coach	Micki Brandenburg	4/9/09	✓
PAUL GREEN	PRINCIPAL/Coach	Paul Green	4/9/09	✓
KEN DEAN	BASEBALL COACH	Ken Dean	4-9-09	✓
Teresa Barrett	Co-athletic Director	Teresa Barrett	4-9-09	✓
Chad Mason	Co-athletic Director	Chad Mason	4-9-09	✓
James Cornett	Track & Cross Country	James Cornett	4-9-09	✓

- - Please check (✓) if Committee member has reviewed this final submission.

**2008-2009
ACTUAL EXPENDITURES - PROGRAM COMPARISON CHART 1
TO INCLUDE BOOSTER CLUB FUNDING**

	equipment and supplies		travel		awards		coaches' salaries (to include supplemental and extended employment; dollar amount required)		facilities improvements		publications (if sport-specific)	
	Expenditures		Expenditures		Expenditures		Expenditures		Expenditures		Expenditures	
	School	Booster	School	Booster	School	Booster	School	Booster	School	Booster	School	Booster
G basketball	\$9808		\$8150*		\$600		\$9000		0	0	0	0
B basketball	\$7444		\$3259		\$550		\$9000		0	0	0	0
G softball	\$2762		\$381		\$350		\$2000		0	0	0	0
B baseball	\$5059		\$1101		\$450		\$2000		0	0	0	0
G cross country	\$650		\$466		\$407		\$750		0	0	0	0
B cross country	\$650		\$466		\$407		\$750		0	0	0	0
G golf	-----	Offered	-----	No	Participants		-----		0	0	0	0
B golf	\$1039		\$1456		\$80		\$1500		0	0	0	0
G soccer	N/A											
B soccer	N/A											
G swimming	N/A											
B swimming	N/a											

1. Total expenditures on T-35 and T-36 on the 2008-2009 year report due by April 15, 2009, should reflect the total monies spent (rounded off to nearest dollar) for the entire school year of 2007-2008 ending June 30, 2008.

2. Booster Club Funding/Contributions must be included in the above expenditures total. (Note: It is illegal for coaches to be paid by Booster Clubs - Reference KHSAA Bylaw 27)

Principal's Signature: _____ Date: 4/13/09

[Signature]

**2008-2009
ACTUAL EXPENDITURES - PROGRAM COMPARISON CHART 2
TO INCLUDE BOOSTER CLUB FUNDING**


	equipment and supplies		travel		awards		coaches' salaries (to include supplemental and extended employment; dollar amount required)		facilities improvements		publications (if sport-specific)	
	Expenditures		Expenditures		Expenditures		Expenditures		Expenditures		Expenditures	
	School	Booster	School	Booster	School	Booster	School	Booster	School	Booster	School	Booster
G track	\$160		\$539		\$212		750		0	0	0	0
B track	\$160		\$539		\$212		750		0	0	0	0
G tennis	N/A											
B tennis	N/A											
G volleyball	\$2133		\$287		\$150		\$250		0	0	0	0
B wrestling	N/A											
G (list sport)	N/A											
B football	N/A											
G (list sport)	N/A											
B (list sport)	N/A											

1. Total expenditures on T-35 and T-36 on the 2008-2009 year report due by April 15, 2009, should reflect the total monies spent (rounded off to nearest dollar) for the entire school year of 2007-2008 ending June 30, 2008.

2. Booster Club Funding/Contributions must be included in the above expenditures totals. Indicate percentage of total expenditures for each gender: (if disparities are obvious, list on your Corrective Action Plan (T-60) what action you will take to correct the problem).

Gender	Expenditures	Percentage
Boys	\$ 23,624	47%
Girls	\$ 26,284	53%
Total:	\$ 49,908	100%

*Under Girls Basketball Travel - Girls Varsity Tournament in Florida (Boys have gone twice, now girls have gone twice to out of state tournaments)

Principal's Signature:  **Date:** 4/13/09

SCHOOL NAME

2008-2009

TITLE IX


Owsley County High School

CORRECTIVE ACTION PLAN

DIRECTIONS:

1. For Column 1, indicate the intended area (Opportunities or Benefits) which needs corrective action in order to achieve gender equity. For Column 2, write the suggested change or activities that will correct the area in need of alteration. For Column 3, include the estimated completion date for the changes or activities.
2. It is possible to attain compliance with Title IX and no longer need "corrective" action. However, the KHSAA strongly encourages compliant schools to identify items for improvement (Column 1), activities to accomplish the improvement (Column 2) and a timetable for completion (Column 3) that will strengthen the athletic program.
3. You may copy this form as needed. Please attach corrective action plans along with audit forms and submit by April 15, 2009.

COLUMN 1	COLUMN 2	COLUMN 3
ITEM FOR CORRECTION/ IMPROVEMENT	SUGGESTED CHANGE/ ACTIVITIES	SCHOOL YEAR, COMPLETION DATE OF CORRECTION FOR PROJECT
Addition of new sport.	Possible renovation of current tennis courts	2010
Addition of new sport.	A soccer field remains under construction. When it is completed, this will allow an addition of both boys and girls soccer.	2010-2011

Principal's Signature: 

Date: 4/13/09



2008-2009 INTERSCHOLASTIC ATHLETICS SURVEY

KHSAA Form T63 Rev. 12/08

Summary of Student Responses

Owsley County High School

School Name: _____

Enrollment (9-12 Grade): _____ (SHOULD AGREE WITH FORM T-1, COLUMN 1, ROW 3)

Number of 9-11 Grade Students Surveyed: 171

Number of 8th Grade Students Surveyed: 64

Date: _____ 1/23/09

Completed By: _____ Teresa Barrett

Instructions:

- 1. Summarize the Student Athletics Interest Surveys Form T-61 by listing the total number of responses on the line next to each sport.
2. Under the Other Category please provide a listing of the sports as well as the number of students who are interested in participating.
3. Please sign and date this Summary Form (T-63) and mail this Summary Form only to the KHSAA by April 15, 2008. Do not mail the student surveys (Form T-61). However, these Forms should be maintained in your files in the event they are requested subsequently.

268 Number of Surveys
235 Total Returned (A minimum of 80% return is expected)
88% Grades Surveyed (Should be grades 9-11 and 8th grade if school has a feeder system)

How Was The Survey Administered? Homeroom/Flex Period
(e.g. was it given in all English classes, or all home rooms, or advisee/advisor?)

KHSAA Sanctioned Fall Sports (List Total Number of Participation Responses)

- 13 Cross Country (Girls)
12 Cross Country (Boys)
68 Football (Boys)
8 Golf (Girls)
10 Golf (Boys)
25 Soccer (Girls)
15 Soccer (Boys)
60 Volleyball (Girls)

Winter Sport *(List Total Number of Participation Responses)*Form T-63
Rev. 12/07

<u>30</u>	Basketball (Girls)
<u>49</u>	Basketball (Boys)
<u>20</u>	Indoor Track (Girls)
<u>9</u>	Indoor Track (Boys)
<u>43</u>	Swimming & Diving (Girls)
<u>5</u>	Swimming & Diving (Boys)
<u>21</u>	Wrestling (Boys)

Spring Sport *(List Total Number of Participation Responses)*

<u>48</u>	Baseball (Boys)
<u>35</u>	Fast Pitch Softball (Girls)
<u>44</u>	Tennis (Girls)
<u>15</u>	Tennis (Boys)
<u>21</u>	Track (Girls)
<u>12</u>	Track (Boys)

Non-KHSAA Championship Sports *(From Student Survey T-61 Question 10)*

<u>45</u>	Archery
<u>14</u>	Field Hockey
<u>56</u>	Bowling
<u>1</u>	Gymnastics (Boys)
<u>31</u>	Gymnastics (Girls)
<u>23</u>	Ice Hockey
<u>5</u>	Lacrosse (Boys)
<u>9</u>	Lacrosse (Girls)
<u>41</u>	Rifle
<u>31</u>	Rodeo
<u>19</u>	Slow Pitch Softball
<u>24</u>	Volleyball (Boys)
<u>0</u>	Water Polo
<u>45</u>	Weightlifting

Number of Students who participate in Intramural Sports*(From Student Survey T-61 Question 5)*

<u>Sport</u>	<u>Number</u>
Tennis	24
Swimming	18
Volleyball	14
Softball	31
Football	29
Basketball	15